

2019-2020 Annual Report Public Hearing

February 25, 2021



Together...
We Build Tomorrow!

#WeareCLINTISD

2019-20 Annual Report

How to Download or View the District's Annual Report

1. Go to www.clintweb.net
2. Click **Departments** on the top menu bar
3. Click **Accountability and Student Achievement**
4. Click **Annual Reports** from the left-side options

Click the Links Below to Download the Clint ISD's Annual Reports:

2019-2020 School Year:

[2019-20 Annual Report - Comprehensive PDF](#)

[2019-20 Public Hearing Presentation February 25, 2021](#)



Together...
We Build Tomorrow!

#WeareCLINTISD

2019-20 Annual Report

Contents of District's 2019-20 Annual Report (7 sections)

Section 1: 2019-20 Texas Academic Performance Report (TAPR)

- a. District
- b. Each Campus

Section 2: PEIMS Financial Standard Report (2018-19 Financial Actual Report)

- a. District
- b. Each Campus

Section 3: 2019-20 District Accreditation Status

Section 4: Campus Performance Objectives

Section 5: Report on Violent or Criminal Incidents on Campuses

Section 6: Student Performance in Postsecondary Institutions

- a. Each High School Campus

Section 7: 2019-20 TAPR Glossary



Why Now?

- The Annual Report is the “**final**” report of the 2019-20 school year.
- It cannot be issued until **after** all Accountability Ratings are **final** (meaning after TEA has resolved all appeals and/or finalized accountability methodology)
- **The data being reported in the 2019-20 Annual Report are not new** – this is simply the final reporting for the 2019-20 school year



Start of Section 1 - TAPR



Together...
We Build Tomorrow!

#WeareCLINTISD

Section 1: 2019-20 Texas Academic Performance Report (TAPR)

- Compiled by TEA for every district and campus using
 - ☐ PEIMS
 - ☐ Student Assessment Data

- Beginning in 2018-19, TAPR is published in 2 different formats
 - ☐ A comprehensive, “dynamic” online data system
 - Data will be added as they become available
 - ☐ A PDF version (the “Paper TAPR”)
 - Only includes major, statutorily-required data points
 - Designed to allow districts to fulfill their public notification requirements (i.e., the Annual Report)



Section 1: 2019-20 TAPR

Cover Page of TAPR Report

- **2020 District/Campus Rating**
 - ☐ District
 - ☐ Each Campus
- **2020 Special Education Determination Status**
 - ☐ District Only
- **2020 Distinction Designations**
 - ☐ *No Distinction Designations were awarded at the district or campus level in 2020 due to the absence of 2020 STAAR data*

2019-20 Texas Academic Performance Report

District Name: **CLINT ISD**
District Number: **071901**

2020 Accountability Rating: Not Rated: Declared State of Disaster

2020 Special Education Determination Status:
Meets Requirements



Example Campus Cover Page

2019-20 Texas Academic Performance Report

District Name: **CLINT ISD**

Campus Name: **CLINT H S**

Campus Number: **071901001**

2020 Accountability Rating: **Not Rated: Declared State of Disaster**



Together...
We Build Tomorrow!

#WeareCLINTISD

Section 1: 2019-20 TAPR

➤ STAAR Performance

- ☐ All 3 performance rates
 - Approaches Grade Level or Above
 - Meets Grade Level or Above
 - Masters Grade Level
- ☐ Reported for
 - Each Assessment
 - All Grades All Subjects
 - All Grades by Subject

- ☐ Performance data includes results from **2019 Accountability Year**

Summer 2018 EOCs	December 2018 EOCs	Spring 2019 EOCs and all Grades 3-8 Assessments (including 1 st and 2 nd administrations of Grades 5 and 8 Reading and Math)
---------------------	-----------------------	---

- ☐ Only includes results for students in the **accountability subset**
 - Students taking assessments who were enrolled in the district/campus on the preceding fall snapshot date (last Friday of October)

Due to the cancellation of Spring 2020 STAAR assessments, the data for these measures have not been updated. Therefore, the data that are reported are identical to the data reported in the 2018-19 TAPR.



Section 1: 2019-20 TAPR



STAAR Performance

District Name: CLINT ISD
County Name: EL PASO
District Number: 071901

Texas Education Agency Texas Academic Performance Report 2019-20 District STAAR Performance

Please note that due to the cancellation of spring 2020 State of Texas Assessments of Academic Readiness (STAAR) due to the COVID-19 pandemic, the Performance section of this year's report is not updated.

STAAR Test Grade, Subject, and Performance Level		Region		African American	Hispanic	White	American Indian	Asian	Pacific Islander	Two or More Races	Special Ed (Current)	Special Ed (Former)	Continuously Enrolled	Non-Continuously Enrolled	Econ Disadv	EL (Current & Monitored)	
		State	19 District														
Grade 3 Reading																	
At Approaches Grade Level or Above	2019	76%	79%	70%	*	70%	71%	60%	-	-	*	41%	77%	69%	74%	68%	63%
	2018	77%	82%	70%	*	70%	82%	*	*	-	*	30%	76%	70%	70%	68%	63%
At Meets Grade Level or Above	2019	45%	47%	36%	*	35%	57%	20%	-	-	*	28%	19%	35%	37%	33%	31%
	2018	43%	45%	31%	*	30%	24%	*	*	-	*	15%	24%	32%	27%	28%	24%
At Masters Grade Level	2019	27%	28%	20%	*	19%	36%	0%	-	-	*	5%	15%	20%	16%	17%	16%
	2018	25%	25%	13%	*	13%	6%	*	*	-	*	4%	12%	13%	13%	12%	10%
Grade 3 Mathematics																	
At Approaches Grade Level or Above	2019	79%	84%	79%	*	79%	86%	60%	-	-	*	49%	81%	79%	80%	78%	77%
	2018	78%	83%	71%	*	71%	78%	*	*	-	*	44%	78%	71%	73%	70%	67%
At Meets Grade Level or Above	2019	49%	52%	46%	*	46%	57%	40%	-	-	*	28%	42%	48%	38%	45%	43%
	2018	47%	51%	41%	*	41%	39%	*	*	-	*	19%	48%	41%	40%	38%	37%
At Masters Grade Level	2019	25%	25%	21%	*	22%	21%	0%	-	-	*	5%	27%	23%	14%	20%	19%
	2018	23%	24%	19%	*	19%	17%	*	*	-	*	6%	33%	19%	15%	18%	17%



Together...
We Build Tomorrow!

#WeareCLINTISD

Section 1: 2019-20 TAPR



School Progress – Academic Growth

District Name: CLINT ISD
County Name: EL PASO
District Number: 071901

Texas Education Agency Texas Academic Performance Report 2019-20 District Progress

Please note that due to the cancellation of spring 2020 State of Texas Assessments of Academic Readiness (STAAR) due to the COVID-19 pandemic, the Performance section of this year's report is not updated.

		State	Region 19	District	African American	Hispanic	White	American Indian	Asian	Pacific Islander	Two or More Races	Special Ed (Current)	Special Ed (Former)	Continuously Enrolled	Non-Continuously Enrolled	Econ Disadv	EL (Current & Monitored)
School Progress Domain - Academic Growth Score by Grade and Subject																	
Grade 4 ELA/Reading	2019	61	63	65	*	65	44	*	*	-	*	56	55	65	63	64	67
	2018	63	63	57	-	57	56	*	*	-	*	48	63	59	49	56	58
Grade 4 Mathematics	2019	65	62	66	*	66	56	*	*	-	*	57	73	68	61	66	66
	2018	65	66	52	-	52	69	*	*	-	*	47	56	52	54	51	54
Grade 5 ELA/Reading	2019	81	80	81	-	81	65	*	*	-	*	72	83	81	81	81	82
	2018	80	79	78	*	79	56	*	*	-	*	81	82	79	78	81	82
Grade 5 Mathematics	2019	83	85	89	-	89	83	*	*	-	*	86	87	90	85	88	90
	2018	81	82	83	*	84	69	*	-	-	*	86	81	83	84	84	86
Grade 6 ELA/Reading	2019	42	40	36	*	35	36	*	*	-	*	21	25	36	33	34	33
	2018	47	45	39	*	39	42	-	-	-	*	43	31	39	39	39	40
Grade 6 Mathematics	2019	54	47	35	*	35	43	*	*	-	*	27	28	37	30	35	34
	2018	56	51	42	*	43	43	-	-	-	*	35	38	43	40	42	44
Grade 7 ELA/Reading	2019	77	78	79	*	79	64	-	-	-	*	69	75	79	79	79	79
	2018	76	77	77	*	77	64	-	*	-	*	58	72	77	76	76	77
Grade 7 Mathematics	2019	62	64	63	*	62	93	-	-	-	*	47	43	64	58	62	63
	2018	67	68	66	*	67	27	*	*	-	*	52	60	67	63	67	68
Grade 8 ELA/Reading	2019	77	79	80	*	79	87	*	-	-	100	74	80	80	77	80	80
	2018	79	79	82	-	81	94	*	-	-	-	83	78	81	85	80	82
Grade 8 Mathematics	2019	82	86	90	*	90	80	*	-	-	*	76	100	90	91	90	90
	2018	81	85	85	-	85	88	*	-	-	-	81	81	85	83	85	89
End of Course English II	2019	69	71	69	*	69	58	*	*	-	*	62	80	68	73	69	66
	2018	67	70	64	*	64	67	-	*	*	*	57	78	65	60	63	56
End of Course Algebra I	2019	75	86	80	*	80	84	*	-	-	*	39	80	81	77	80	75
	2018	72	79	67	*	66	68	*	*	-	*	32	*	68	60	66	56
All Grades Both Subjects	2019	69	70	69	78	69	66	78	71	-	76	56	65	70	67	69	68
	2018	69	70	66	60	66	62	94	67	*	48	58	61	66	65	66	66
All Grades ELA/Reading	2019	68	69	69	77	69	59	78	*	-	81	57	64	69	68	68	68
	2018	69	69	67	38	67	63	*	*	*	38	62	64	67	66	67	67
All Grades Mathematics	2019	70	71	70	78	70	72	78	*	-	70	55	65	71	67	70	68
	2018	70	71	65	86	65	62	90	*	-	57	54	60	66	64	65	65



Together...
We Build Tomorrow!

#WeareCLINTISD

Section 1: 2019-20 TAPR

- Attendance, Graduation, and Dropout Rates
- Graduation Profile
- College, Career and Military Readiness (CCMR) Data
 - ❑ College, Career and Military Readiness (CCMR)
 - CCMR Graduates
 - College Ready Graduates
 - Career/Military Ready Graduates
 - ❑ CCMR-Related Indicators
 - TSIA Results
 - CTE Coherent Sequence
 - Completed and Received Credit for College Prep Courses
 - AP/IB Results
 - SAT/ACT Results

The most recent data for these measures are from the 2018-19 school year. Therefore, performance on these measures has been updated since the 2018-19 TAPR and is reported for the 2018-19 and 2017-18 school years.



Section 1: 2019-20 TAPR



➤ Attendance, Graduation, and Dropout Rates

District Name: CLINT ISD
County Name: EL PASO
District Number: 071901

Texas Education Agency Texas Academic Performance Report 2019-20 District Attendance, Graduation, and Dropout Rates

	State	Region 19	District	African American	Hispanic	White	American Indian	Asian	Pacific Islander	Two or More Races	Special Ed	Econ Disadv	EL (Current)
Attendance Rate													
2018-19	95.2%	95.2%	96.0%	95.3%	96.0%	95.8%	96.1%	94.7%	*	96.0%	94.7%	95.9%	96.1%
2017-18	95.2%	95.3%	95.9%	95.0%	96.0%	95.7%	95.9%	96.6%	*	95.8%	94.7%	95.8%	96.0%
Annual Dropout Rate (Gr 9-12)													
2018-19	0.4%	0.4%	0.1%	0.0%	0.1%	0.0%	*	*	-	0.0%	0.0%	0.1%	0.0%
2017-18	0.4%	0.3%	0.1%	0.0%	0.1%	0.0%	*	*	-	0.0%	0.7%	0.1%	0.2%
Annual Dropout Rate (Gr 9-12)													
2018-19	1.9%	2.2%	0.9%	0.0%	0.9%	1.5%	0.0%	*	-	4.8%	1.8%	1.0%	1.5%
2017-18	1.9%	2.1%	0.6%	0.0%	0.6%	0.9%	0.0%	*	*	0.0%	0.4%	0.7%	1.5%
4-Year Longitudinal Rate (Gr 9-12)													
Class of 2019													
Graduated	90.0%	87.9%	94.0%	100.0%	93.8%	95.7%	-	-	-	100.0%	83.3%	93.3%	87.0%
Received TxCHSE	0.5%	0.9%	0.9%	0.0%	0.9%	0.0%	-	-	-	0.0%	0.0%	1.1%	0.0%
Continued HS	3.7%	5.2%	2.5%	0.0%	2.6%	0.0%	-	-	-	0.0%	11.9%	2.8%	8.0%
Dropped Out	5.9%	6.1%	2.6%	0.0%	2.6%	4.3%	-	-	-	0.0%	4.8%	2.9%	5.0%
Graduates and TxCHSE	90.4%	88.7%	94.8%	100.0%	94.7%	95.7%	-	-	-	100.0%	83.3%	94.3%	87.0%
Graduates, TxCHSE, and Continuers	94.1%	93.9%	97.4%	100.0%	97.4%	95.7%	-	-	-	100.0%	95.2%	97.1%	95.0%



Together...
We Build Tomorrow!

#WeareCLINTISD

Section 1: 2019-20 TAPR



➤ College, Career and Military Readiness (CCMR) Data

Texas Education Agency Texas Academic Performance Report 2019-20 District College, Career, and Military Readiness (CCMR)													
District Name: CLINT ISD County Name: EL PASO District Number: 071901													
	State	Region 19	District	African American	Hispanic	White	American Indian	Asian	Pacific Islander	Two or More Races	Special Ed	Econ Disadv	EL (Current)
College, Career, and Military Ready Graduates (Student Achievement)													
College, Career, and Military Ready (Annual Graduates)													
2018-19	72.9%	74.9%	78.0%	83.3%	77.8%	82.6%	-	-	-	71.4%	93.6%	78.3%	66.7%
2017-18	65.5%	62.2%	71.0%	*	71.6%	50.0%	-	-	-	*	62.8%	70.7%	49.3%
College Ready Graduates													
College Ready (Annual Graduates)													
2018-19	53.0%	58.0%	63.7%	50.0%	63.8%	69.6%	-	-	-	42.9%	43.6%	63.9%	45.2%
2017-18	50.0%	48.1%	55.6%	*	55.9%	42.3%	-	-	-	*	7.0%	55.3%	29.4%
TSI Criteria Graduates (Annual Graduates)													
English Language Arts													
2018-19	60.7%	65.8%	68.9%	50.0%	69.1%	73.9%	-	-	-	42.9%	43.6%	67.9%	46.2%
2017-18	58.2%	56.7%	58.0%	*	57.6%	61.5%	-	-	-	*	7.0%	55.7%	38.2%
Mathematics													
2018-19	48.6%	50.0%	68.5%	33.3%	68.8%	69.6%	-	-	-	57.1%	61.5%	68.2%	63.4%
2017-18	46.0%	46.0%	55.4%	*	55.6%	46.2%	-	-	-	*	34.9%	55.5%	36.8%
Both Subjects													
2018-19	41.9%	47.5%	55.6%	16.7%	55.7%	65.2%	-	-	-	42.9%	43.6%	55.0%	36.6%
2017-18	37.1%	37.1%	41.9%	*	42.0%	34.6%	-	-	-	*	4.7%	40.7%	20.6%
Dual Course Credits (Annual Graduates)													
Any Subject													
2018-19	23.1%	24.8%	31.8%	33.3%	32.0%	26.1%	-	-	-	28.6%	0.0%	29.8%	2.2%
2017-18	20.7%	23.0%	33.9%	*	33.9%	30.8%	-	-	-	*	0.0%	33.0%	1.5%
AP/IB Met Criteria (Annual Graduates)													
Any Subject													
2018-19	21.1%	17.3%	17.1%	33.3%	17.5%	4.3%	-	-	-	0.0%	0.0%	16.1%	12.9%
2017-18	20.4%	17.0%	17.3%	*	17.7%	7.7%	-	-	-	*	2.3%	17.2%	13.2%
Associate's Degree													
Associate's Degree (Annual Graduates)													
2018-19	1.9%	4.1%	7.6%	0.0%	7.7%	8.7%	-	-	-	0.0%	0.0%	6.5%	0.0%
2017-18	1.4%	4.1%	9.8%	*	10.2%	0.0%	-	-	-	*	0.0%	10.6%	0.0%
OnRamps Course Credits (Annual Graduates)													
2018-19	2.3%	3.0%	5.0%	16.7%	5.1%	0.0%	-	-	-	0.0%	0.0%	4.4%	1.1%
2017-18	1.0%	0.3%	1.9%	*	1.8%	3.8%	-	-	-	*	0.0%	1.7%	0.0%



Section 1: 2019-20 TAPR

The most recent data for this information are from the 2019-20 school year.

Other Data Indicators included within TAPR:

➤ Other Postsecondary Indicators

- ☐ Dual-credit course completion, graduates enrolled in Texas institutions of higher education, graduates completing a year with remediation

➤ Student Information

- ☐ Student enrollment (including enrollment by grade level, by ethnicity, by certain student identification indicators, and students with disabilities by primary eligibility category) and other student information (including graduation information, retention rates, and class size information)

➤ Staff Information

- ☐ Staff information (including total staff, staff by classification, teachers by ethnicity and gender, teachers by highest degree held and years of experience, experience of campus leadership, staff salary, and teacher turnover rate information)

➤ Program Information

- ☐ Student enrollment by program
- ☐ Teachers by program



Section 1: 2019-20 TAPR



➤ Student Information

District Name: CLINT ISD
County Name: EL PASO
District Number: 071901

Texas Education Agency Texas Academic Performance Report 2019-20 District Student Information

Student Information	Membership				Enrollment			
	District Count	District Percent	State Count	State Percent	District Count	District Percent	State Count	State Percent
Total	11,195	100.0%	5,479,173	100.0%	11,222	100.0%	5,493,940	100.0%
Ethnicity								
Hispanic	35	0.3%	691,582	12.6%	35	0.3%	692,925	12.6%
White	10,641	95.1%	2,892,928	52.8%	10,666	95.0%	2,899,504	52.8%
Black	394	3.5%	1,477,699	27.0%	396	3.5%	1,483,688	27.0%
American Indian	39	0.3%	19,999	0.4%	39	0.3%	20,062	0.4%
Asian	11	0.1%	250,065	4.6%	11	0.1%	250,463	4.6%
Pacific Islander	6	0.1%	8,466	0.2%	6	0.1%	8,481	0.2%
Two or More Races	69	0.6%	138,434	2.5%	69	0.6%	138,817	2.5%
Sex								
Female	5,463	48.8%	2,673,270	48.8%	5,471	48.8%	2,678,619	48.8%
Male	5,732	51.2%	2,805,903	51.2%	5,751	51.2%	2,815,321	51.2%
Economic Status								
Economically Disadvantaged	9,661	86.3%	3,303,974	60.3%	9,679	86.3%	3,309,610	60.2%
Not Economically Disadvantaged	1,534	13.7%	2,175,199	39.7%	1,543	13.7%	2,184,330	39.8%
Section 504 Students	263	2.3%	376,734	6.9%	264	2.4%	376,956	6.9%
English Learners (EL)	4,395	39.3%	1,112,674	20.3%	4,412	39.3%	1,113,536	20.3%
Students w/ Disciplinary Placements (2018-19)	148	1.2%	82,551	1.5%				
Students w/ Dyslexia	78	0.7%	224,619	4.1%	78	0.7%	224,741	4.1%
Foster Care	10	0.1%	17,393	0.3%	10	0.1%	17,451	0.3%
Homeless	159	1.4%	78,178	1.4%	159	1.4%	78,296	1.4%
Immigrant	136	1.2%	126,747	2.3%	136	1.2%	126,858	2.3%
Migrant	47	0.4%	18,888	0.3%	47	0.4%	18,992	0.3%
Title I	11,195	100.0%	3,568,526	65.1%	11,222	100.0%	3,576,850	65.1%
Military Connected	284	2.5%	105,751	1.9%	284	2.5%	105,787	1.9%
At-Risk	6,991	62.4%	2,773,390	50.6%	7,014	62.5%	2,776,481	50.5%



Together...
We Build Tomorrow!

#WeareCLINTISD

Section 1: 2019-20 TAPR



➤ Staff Information

District Name: CLINT ISD
County Name: EL PASO
District Number: 071901

Texas Education Agency Texas Academic Performance Report 2019-20 District Staff Information

	----- District -----		----- State -----	
	Count	Percent	Count	Percent
Total	1,522.6	100.0%	734,726.4	100.0%
Professional Staff:	918.2	60.3%	468,132.4	63.7%
Teachers	698.3	45.9%	363,121.3	49.4%
Professional Support	137.0	9.0%	74,698.8	10.2%
Campus Administration (School Leadership)	41.9	2.7%	21,960.1	3.0%
Central Administration	41.1	2.7%	8,352.3	1.1%
Educational Aides:	138.6	9.1%	78,096.8	10.6%
Auxiliary Staff:	465.7	30.6%	188,497.2	25.7%
Librarians & Counselors (Head)				
Librarians				
Full-time	12.0	n/a	4,373.0	n/a
Part-time	1.0	n/a	595.0	n/a
Counselors				
Full-time	31.0	n/a	12,901.0	n/a
Part-time	1.0	n/a	1,103.0	n/a
Total Professional Staff:	1,430.7	94.0%	375,758.9	51.1%
Teachers by Ethnicity and Sex:				
American American	4.0	0.6%	39,132.5	10.8%
Hispanic	643.5	92.2%	102,099.7	28.1%
White	47.8	6.8%	209,453.0	57.7%
Asian	0.0	0.0%	1,239.6	0.3%
Native Hawaiian	2.0	0.3%	6,393.2	1.8%
Islander	0.0	0.0%	638.2	0.2%
Two or More Races	1.0	0.1%	4,165.2	1.1%
Males	213.5	30.6%	86,302.4	23.8%
Females	484.8	69.4%	276,818.8	76.2%



Together...
We Build Tomorrow!

#WeareCLINTISD

How To Access the District and Campus TAPR Reports



- Clint ISD Website > Departments > Accountability & Student Achievement > TAPR Reports

Accountability and Student Achievement

Accountability & Student Achievement

Directory

Data & Accountability (T-TESS, SLO, T-PSS, ESF, RDA) Google Site

Testing

State A-F Accountability

TAPR Reports

Annual Reports

School Report Cards

Clint ISD Secure Reports - District Leadership

Clint ISD Facility Usage Guideline

Organizational Chart

Home | Departments | Accountability and Student Achievement | TAPR Reports

Edit Page

TAPR Reports

The **Texas Academic Performance Reports (TAPR)** pull together a wide range of information on the performance of students in each school and district in Texas every year. Performance is shown disaggregated by student groups, including ethnicity and socioeconomic status. The reports also provide extensive information on school and district staff, programs, and student demographics. TAPR Reports can also be accessed from the TEA website: <https://tea.texas.gov/perfreport/tapr/index.html>

Click the Links Below to Download the District and Individual Campus TAPR Reports

2019-2020 TAPR Reports:

Elementary Schools:

- [Carroll T. Welch Elementary](#)
- [Desert Hills Elementary](#)
- [Frank Macias Elementary](#)
- [Montana Vista Elementary](#)
- [Red Sands Elementary](#)
- [WM David Surratt Elementary](#)

Middle Schools:

- [Clint Junior High School](#)
- [East Montana Middle School](#)
- [Horizon Middle School](#)
- [Ricardo Estrada Middle School](#)

High Schools:

- [Clint High School](#)
- [Horizon High School](#)
- [Mountain View High School](#)
- [Clint ISD Early College Academy](#)

[2019-20 TAPR Report for Region 19 - PDF](#)

[2019-20 TAPR Report for the State - PDF](#)

[2019-20 TAPR Reports - PDF District and All Campuses](#)



End of Section 1 TAPR

Start of Section 2
Financial Standard Reports



Together...
We Build Tomorrow!

#WeareCLINTISD

Section 2:PEIMS Financial Standard Reports (2018-19 Financial Actual Reports)

2018-19 Actual Financial Data (District)

- Revenues
- Expenditures
- Disbursements
- Tax Rates
- Fund Balance

2018-19 Actual Financial Data (Each Campus)

- Expenditures by Object
- Expenditures by Function
- Program Expenditures by Program

Financial information has been shared with the School Board of Trustees during the annual audit financial review and approval. The district and each campus financial standard report can be found within the 2019-20 Annual Report, which is posted on the district's website.



End of Section 2 Financial Standard Reports

Start of Section 3
District Accreditation Status



Section 3: 2018-19 District Accreditation Status

- Each year, TEA assigns one of four accreditation statuses to each district in the state:
 1. *Accredited*
 2. *Accredited-Warned*
 3. *Accredited-Probation*
 4. *Not Accredited-Revoked*
- In assigning an accreditation status to a district, TEA considers
 - ☐ Academic accountability ratings
 - ☐ Financial accountability ratings
 - ☐ Data integrity
 - ☐ Program-area deficiencies identified through PBMAS
- The District's 2018-19 Accreditation Status is: **ACCREDITED**

CDN	DISTRICT NAME	ESC	2019 FIRST Rating	2019 Accountability Rating	2019-2020 Accreditation Status	Reason For Status
071901	CLINT ISD	19	A - Superior	B	ACCREDITED	



End of Section 3

District Accreditation Status

Start of Section 4
Campus Performance Objectives



Together...
We Build Tomorrow!

#WeareCLINTISD

Section 4: Campus Performance Objectives

➤ Campus Improvement Plans (CIP)

- ☐ Each campus has developed and is implementing a CIP, as required by TEC §11.253
- ☐ Each CIP includes **performance objectives** that are based on **data analysis and needs assessments** – including data reported in annual TAPR reports
- ☐ Each campus **periodically measures progress** toward its performance objectives
- ☐ Updated CIPs for the 2019-20 school year (which show each campus's progress toward meeting its performance objectives) are **posted on the district's website** and are available for review at the district's central office or at the applicable campus



End of Section 4

Campus Performance Objectives

Start of Section 5
Report on Violent or Criminal Incidents



Together...
We Build Tomorrow!

#WeareCLINTISD

Section 5: Report on Violent or Criminal Incidents

- TEC Section 39.306 requires each district to publish, as part of its Annual Report, a report on violent and criminal incidents at each campus in the district
- The report must include
 - ❑ Number, rate and type of violent or criminal incidents that occurred on each campus
 - ❑ Information concerning school violence prevention and violence intervention policies and procedures the district is using to protect students
 - ❑ Findings that result from evaluations conducted under the Safe and Drug-Free Schools and Communities Act
- The 2019-20 **report on violent or criminal incidents** can be found within the **2019-20 Annual Report**, which is posted on the district's website.



Section 5: Report on Violent or Criminal Incidents

Report on Violent or Criminal Incidents
Student Disciplinary Action Incident Counts by Reason Code
2019-20 School Year (To the Extent Permitted under FERPA)

Reason Code	Description	Clint HS 071901001	Mountain View HS 071901002	Horizon HS 071901004	Clint ISD Early College 071901009	Clint JH 071901041	East Montana MS 071901042	Horizon MS 071901044	Ricardo Estrada MS 071901045	WM David Surratt ES 071901101	Red Sands ES 071901102	Desert Hills ES 071901103	Montana Vista ES 071901104	Frank Macias ES 071901105	Carroll T Welch ES 071901106
11	Used, exhibited, possessed firearm														
12	Used, exhibited possessed illegal knife														
13	Used, exhibited, possessed illegal club														
14	Used, exhibited, possessed prohibited weapon	1													
16	Arson			1											
17	Murder, capital murder, criminal attempt to commit murder/capital murder														
18	Indecency with a child														
19	Aggravated kidnapping														
29	Aggravated assault against school district employee/volunteer														
30	Aggravated assault against non-employee/volunteer		1												
31	Sexual assault/aggravated sexual assault against school district employee/volunteer														
32	Sexual assault/aggravated sexual assault against non-employee/volunteer														
36	Felony controlled substance violation														
37	Felony alcohol violation														
46	Aggravated robbery														
47	Manslaughter														
48	Criminally negligent homicide														
49	Engages in deadly conduct														
57	Continuous Sexual Abuse of Young Child or Children														
Total Incidents		1	1	1	0	0	0	0	0	0	0	0	0	0	0
Student Enrollment (Fall 2019 PEIMS Snapshot)		737	805	1,561	324	519	629	766	743	1,021	676	1,016	568	1,023	834
Incident Rate		0.1%	0.1%	0.1%	0.0%	0.0%	0.0%	0.0%	0.0%	0.0%	0.0%	0.0%	0.0%	0.0%	0.0%

The Reason Codes listed in this table are the PEIMS/TSDS Action Reason Codes applicable to **mandatory expellable incidents** that TEA uses in its methodology for identifying Persistently Dangerous Schools as required under the Unsafe School Choice Option (USCO) described in Section 8532 of ESSA.

For information concerning school violence prevention and violence intervention policies that the district is using to protect students, please refer to the District's Student Code of Conduct and School Board Policies (both of which are available on the District's webpage and at all campuses and at the District's Central Administrative Offices).



Together...
We Build Tomorrow!

#WeareCLINTISD

School Violence Prevention

- District Policies – BQ and FF
- Student Code of Conduct
- Anonymous Alerts
- Truancy Prevention
- Drug and Violence Education – Red Ribbon Week
- Bullying Investigation Protocol – David's Law
- School Based Officers
- Check-In of Campus Visitors
- Cameras
- Training – Reasonable Suspicion

Clint Independent School District

Violence Prevention and Intervention Information

District Policies and Procedures

The School Board is committed to providing a safe environment for students and staff by creating policy to address safety and by including it as one of the District's goals.

District Goal 2: The District will ensure a safe, well discipline positive learning environment.

Student Conduct

The Student Code of Conduct is made available on the District's website in both English and Spanish and a hard copy is provided to parents upon request. The Student Code of Conduct is used as a means to inform parents and students regarding the consequences for inappropriate behaviors not conducive to a safe environment.

Anonymous Alerts

The Anonymous Alerts system allows students and parents to report bullying or drug use or any other incident they feel the school should know about while remaining anonymous.

Truancy Prevention

The Student Code of Conduct includes consequences for truancy as a means to inform students and parents in advance as a preventative measure. Prior to filing for truancy on a student and/or parent, District Policy and Administrative Regulations require the following: 1.) Send parent a warning letter after the second unexcused tardy regarding attendance requirements and possible court action. 2.) A campus administrator should conference with the parent regarding the unexcused absences. The District also utilizes the phone messenger to notify parents of student absences on a daily basis.

Drug and Violence Education

Campuses hold Red Ribbon Week activities in October of each year as a means to educate students of the dangers and ways to avoid the use of drugs and/or violence. Guest speakers are invited to present information to students in a whole group or classroom setting. The District drug dog and handler are utilized as well to present to students to educate them about dangerous drugs. The drug dog is also randomly assigned to make campus visits for drug detection or may be called upon should a campus make the request.

Bullying

The follows a bullying investigation protocol as outlined by David's Law. The information is shared with counselors and administration for follow-up efforts to assist the individual being bullied and to prevent future incidents. Campuses may also implement programs such as Character Counts and/or Positive Behavior Support as a means to build healthy student relationships and behaviors. Students at all campuses participate annually in an online anti-cyberbullying presentation and certification program. Clint ISD is also a part of the El Paso County Sheriff's Office Anti Bullying Coalition.

School Based Officers

The District is implementing a Full Time School Resource Officer Program for Secondary Campuses which provides security officers at all campuses during the school day and also during many of the evening events. These officers aid the school administration in creating and keeping a safe environment and also build relationships with our students while creating and keeping a safe environment.

Campus Visitors

The Keep nTrack System checks visitors entering our campuses to make sure they are not convicted Sex Offenders.

Cameras

The District/Campus will monitor and use Surveillance Cameras at all campuses as a deterrent and to provide additional vigilance. Cameras are located at all campuses and provide video recordings to assist the administration in their investigations.

Trainings

Reasonable Suspicion Training will be implemented at all campuses for staff intervention protocol. Staff is responsible for reporting substance abuse per Chapter 37 of Education Code.

Provide Crisis Management training to all campuses once a year and annually revise the Crisis Management Handbook in accordance with the mandates identified in S.B.11 and train campus principals to ensure implementation.



Together...
We Build Tomorrow!

#WeareCLINTISD

End of Section 5 Report on Violent or Criminal Incidents

Start of Section 6
Student Performance in Postsecondary Institutions



Together...
We Build Tomorrow!

#WeareCLINTISD

Section 6: Student Performance in Postsecondary Institutions

- TEC Section 39.306 requires each district to publish, as part of its Annual Report, a report on **student performance in postsecondary institutions** during the **first year enrolled after graduation from high school**
- These data are compiled by the Texas Higher Education Coordinating Board (THECB)
- The most current report is for **2017-18 High School Graduates**
 - ❑ Student performance is measured by the Grade Point Average (GPA) earned by 2016-17 high school graduates who attended public four-year and two-year institutions of higher education in fiscal year 2018
 - ❑ For each student, the grade points and college-level semester credit hours earned by the student in **Fall 2018, Spring 2019, and Summer 2019** are added together and averaged to determine the GPA



Section 6: Student Performance in Postsecondary Institutions

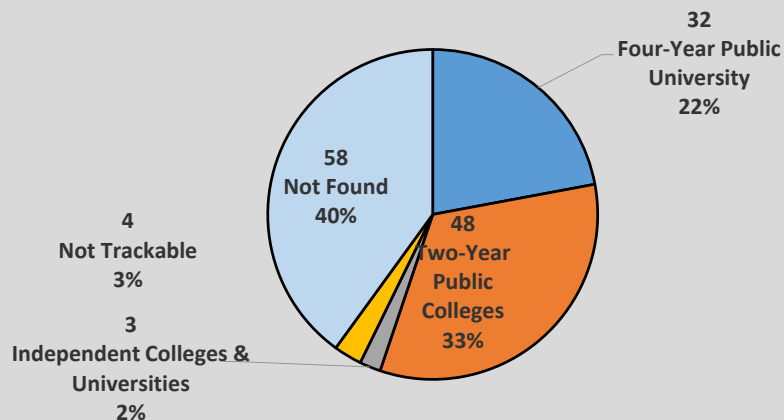
**Texas High School Graduates from FY2018
Enrolled in Texas Public or Independent Higher Education in FY 2019**

County	District	Total Graduates	GPA for 1st Year in Public Higher Education in Texas					Unk
			<2.0	2.0- 2.49	2.5- 2.99	3.0- 3.49	>3.5	
CLINT ISD								
	071901001 CLINT H S							
	Four-Year Public University	32	9	4	2	8	9	0
	Two-Year Public Colleges	48	12	10	8	8	7	3
	Independent Colleges & Universities	3						
	Not Trackable	4						
	Not Found	58						
	Total High School Graduates	145						
071901009 CLINT ISD EARLY COLLEGE ACADEMY								
	Four-Year Public University	65	8	9	10	14	21	3
	Two-Year Public Colleges	1						
	Independent Colleges & Universities	1						
	Not Trackable	3						
	Not Found	18						
	Total High School Graduates	88						
071901004 HORIZON H S								
	Four-Year Public University	64	22	5	8	11	11	7
	Two-Year Public Colleges	105	29	16	20	21	11	8
	Independent Colleges & Universities	3						
	Not Trackable	12						
	Not Found	148						
	Total High School Graduates	332						
071901002 MOUNTAIN VIEW H S								
	Four-Year Public University	24	10	2	3	3	6	0
	Two-Year Public Colleges	39	12	11	4	3	4	5
	Independent Colleges & Universities	0						
	Not Trackable	11						
	Not Found	96						
	Total High School Graduates	170						



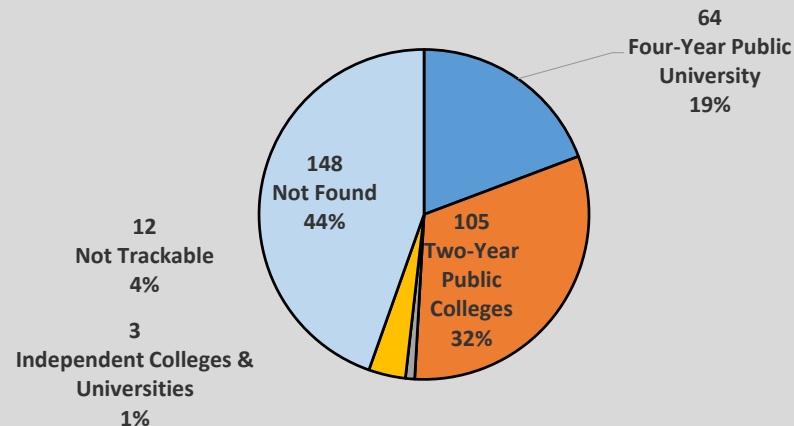
Clint High School

2017-2018 High School Graduates' Enrollment
in Texas Public Higher Education



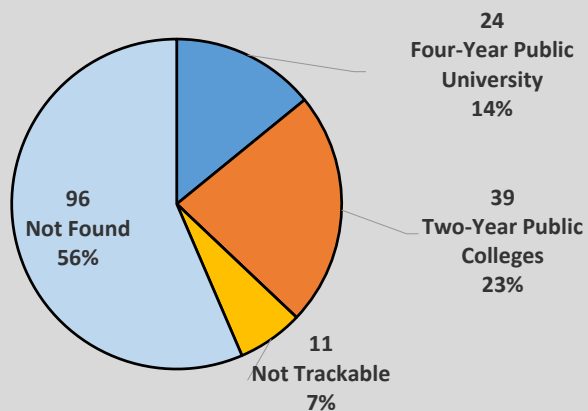
Horizon High School

2017-2018 High School Graduates' Enrollment
in Texas Public Higher Education



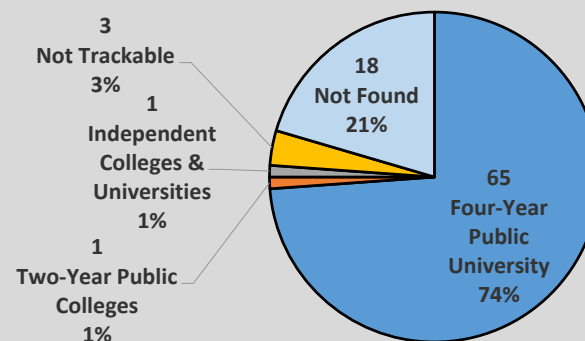
Mountain View High School

2017-2018 High School Graduates' Enrollment
in Texas Public Higher Education



Clint ISD Early College Academy

2017-2018 High School Graduates' Enrollment
in Texas Public Higher Education

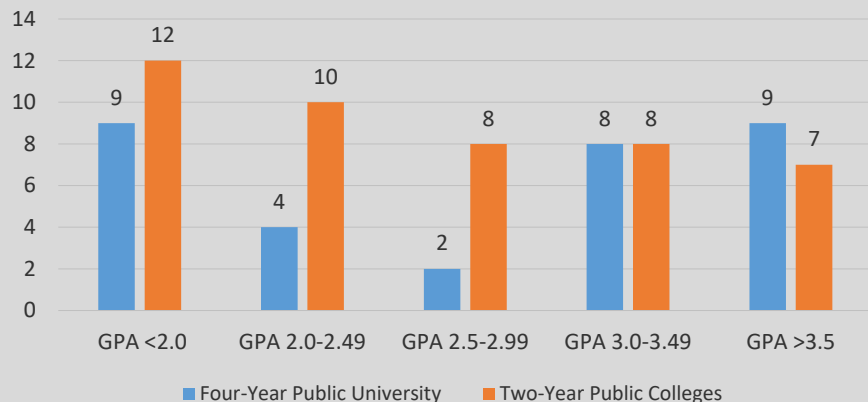


Together...
We Build Tomorrow!

#WeareCLINTISD

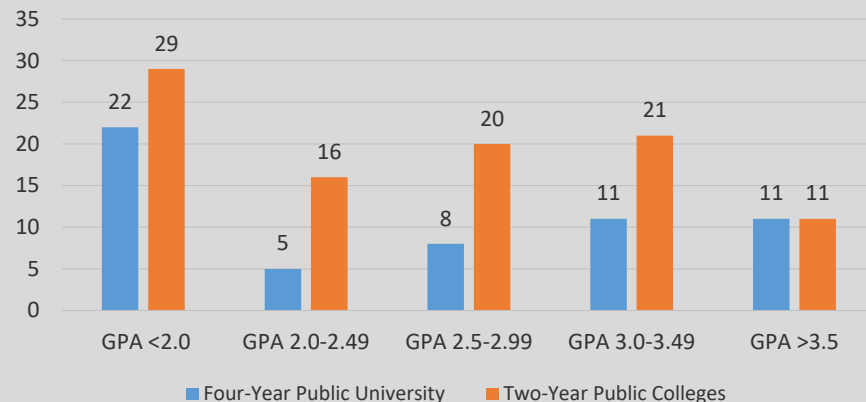
Clint High School

GPA in Four-Year Public Universities and Two-Year Public Colleges



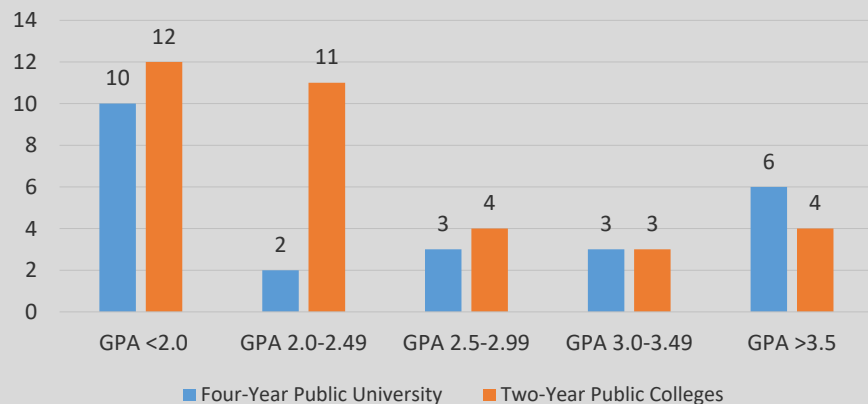
Horizon High School

GPA in Four-Year Public Universities and Two-Year Public Colleges



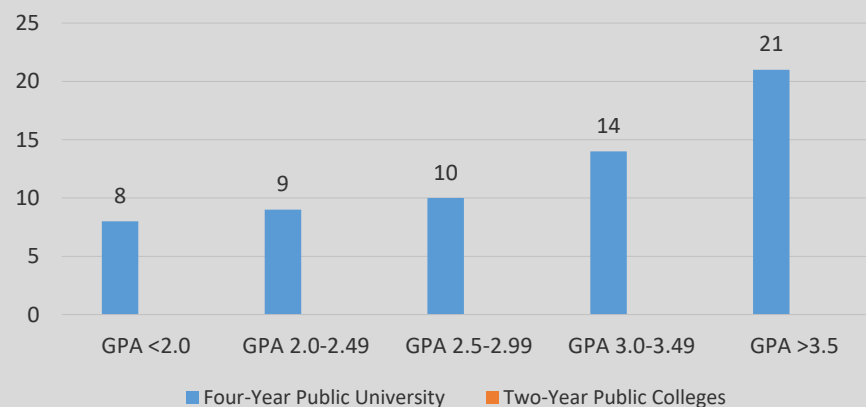
Mountain View High School

GPA in Four-Year Public Universities and Two-Year Public Colleges



Clint ISD Early College Academy

GPA in Four-Year Public Universities and Two-Year Public Colleges



Together...
We Build Tomorrow!

#WeareCLINTISD

End of Section 6

Student Performance in Postsecondary Institutions

Start of Section 7
TAPR Glossary



Together...
We Build Tomorrow!

#WeareCLINTISD

Section 7: TAPR Glossary

- Provides definitions, describes methodologies, and lists sources for each data point in the TAPR
- The TAPR Glossary is **available within the 2019-20 Annual Report** posted on the **district's website**.



End of Section 7

TAPR Glossary



Together...
We Build Tomorrow!

#WeareCLINTISD

Resources and Availability of Annual Report

- The District's TAPR and 2019-20 Annual Report are posted on the district's website
- Paper copies of the TAPR will also be available at the district's central office and on each campus in the district
- For questions or more information, contact:

Name	Mark Ayala
Position	Assistant Superintendent of Accountability & Student Achievement
Phone	(915) 926-4051
Email	Manuel.Ayala@clint.net



Questions?



Thank you!



Together...
We Build Tomorrow!

#WeareCLINTISD